

Guide to the Student Portal of the Texas Assessment Management System

The Student Portal of the Texas Assessment Management System, delivered through PearsonAccess, is designed to provide students and parents with online access to a student's state test scores. This portal will assist student and parents with tracking assessment information throughout a student's academic career.

The portal provides scores from the Texas Assessment of Knowledge and Skills (TAKS), including TAKS-Modified (but not including TAKS-Alternate), and the Texas English Language Proficiency Assessment System (TELPAS).

Logging In

Access to the site is provided through a Unique Access Code and the student's birth date, both as provided on the student's Confidential Student Report (CSR). Unique Access Codes appeared on CSRs beginning with the test administrations for the 2009–2010 school year. The Unique Access Code contains a combination of numbers and capital letters. The access code is case sensitive and must be entered exactly as it appears on the bottom of the CSR. See the example below:

Texas Assessment of Knowledge and Skills
Confidential Student Report

Name: FIRSTNAME LASTNAME
 Date of Birth: 04/28/93
 Student ID (PEIMS): *****6789

Report Date: 2010
 Date of Testing: 2010

District: 999-001 EXAMPLE ISD
 Campus: 001 EXAMPLE H S

Local Student ID: 987654321
 Class Group: CLASSID NAME

English Language Arts

1. Basic Understanding 5 8
 2. Literary Elements and Techniques 5 8
 Short Answer Rating (Literary Selection) 1 3
 3. Analysis and Evaluation 9 12
 Short Answer Rating (Expository Selection) 2 3
 Short Answer Rating (Connecting Selections) 0 3
 6. Revising and Editing 17 20
 4-5. Written Composition Rating 3 = Generally Effective Response (3 out of a possible 4)
 Met THECR Standard for Higher Education Readiness
 Student's Scale Score — 2219
 Standard: Scale Score of 2100
 Commended Performance: Scale Score of 2400

Lexile Measure 1200L

Info	Grade	Test Date	Scale Score	Met Standard	Commended Performance
	12	October 2010	2219	YES	NO
	12	July 2010	2086	NO	NO
	11	March 2010	2082	NO	NO

Mathematics

1. Functional Relationships 2 5
 2. Properties and Attributes of Functions 2 5
 3. Linear Functions 2 5
 4. Linear Equations and Inequalities 2 5
 5. Quadratic and Other Nonlinear Functions 1 5
 6. Geometric Relationships and Spatial Reasoning 2 7
 7. Two- and Three-Dimensional Representations 3 7
 8. Measurement and Similarity 2 7
 9. Percents / Proportions / Probability / Statistics 3 5
 10. Mathematical Processes and Tools 4 9
 Student's Scale Score — 2058
 Standard: Scale Score of 2100
 Commended Performance: Scale Score of 2400

Info	Grade	Test Date	Scale Score	Met Standard	Commended Performance
	12	October 2010	2058	NO	NO
	12	July 2010	2041	NO	NO
	11	April 2010	2034	NO	NO

Social Studies

1. Issues and Events in U.S. History
 2. Geographic Influences on History
 3. Economic and Social Influences on History
 4. Political Influences on History
 5. Critical-Thinking Skills
 NOT SCORED
 PREVIOUSLY MET STANDARD

Standard: Scale Score of 2100
 Commended Performance: Scale Score of 2400

Info	Grade	Test Date	Scale Score	Met Standard	Commended Performance
	11	April 2010	2417	YES	YES

Science

1. Nature of Science 8 17
 2. Organization of Living Systems 6 8
 3. Interdependence of Organisms and the Environment 6 8
 4. Structures and Properties of Matter 8 11
 5. Motion, Forces, and Energy 6 11
 Student's Scale Score — 2114
 Standard: Scale Score of 2100
 Commended Performance: Scale Score of 2400

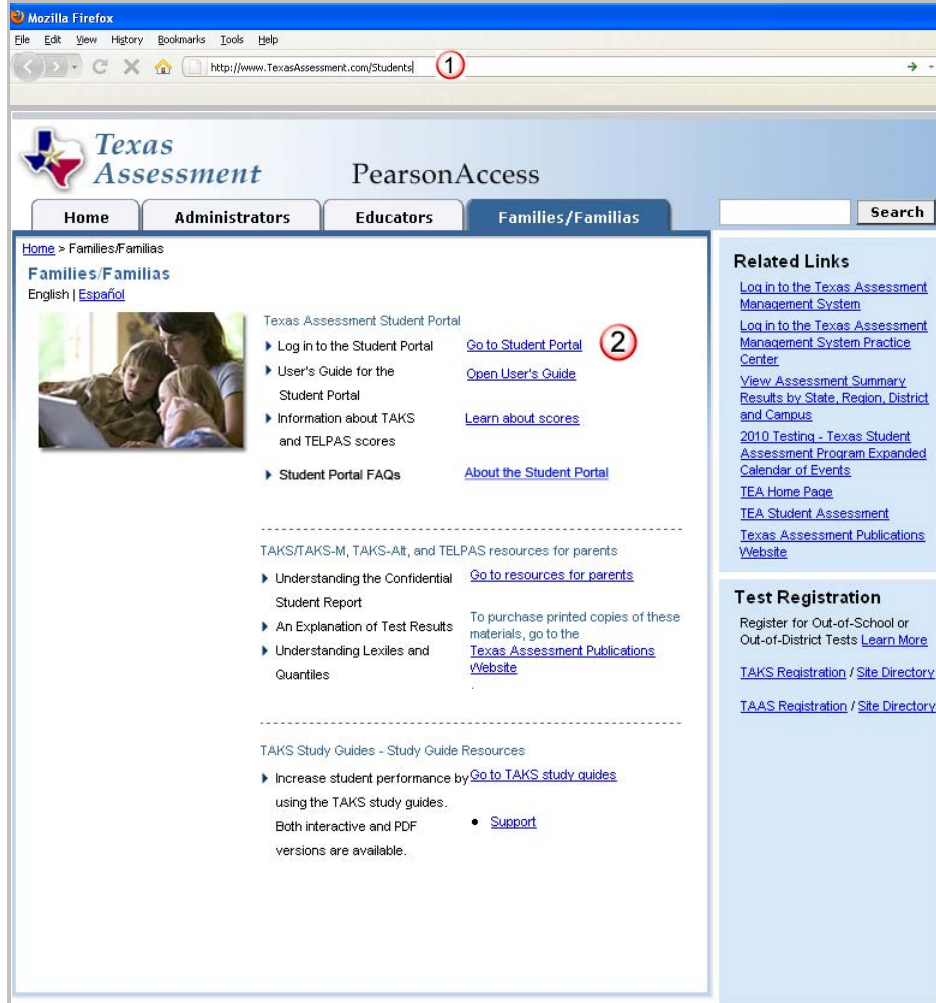
Info	Grade	Test Date	Scale Score	Met Standard	Commended Performance
	12	October 2010	2114	YES	NO
	12	July 2010	2087	NO	NO
	11	April 2010	2068	NO	NO

Document # 7201-04112
 To view your scores online, go to: <http://www.TexasAssessment.com/students> Your Unique Access Code is K84DJC
 For more information about the TAKS tests, contact your child's school. Print # 1-00001-001

NOTE: The Unique Access Code is designed to stay with a student throughout his/her academic career. The Unique Access Code should be safeguarded in the same way as the CSR. Refer to the most recent CSR (2009–2010 school year or later) for the Unique Access Code. Copies of the CSR can be obtained from the student's campus, if needed.

► **To log in to the Student Portal**

1. Enter <http://www.TexasAssessment.com/Students> in your web browser. This will take you to the *Families/Familias* tab of the TexasAssessment.com website.
2. From there, click the *Go to Student Portal* link.



You will be taken to the Student Portal landing page.

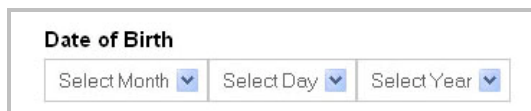


3. Enter the Unique Access Code in the labeled field.



NOTE: Click the *Where do I find my unique access code?* link for more information about where to find the code.

4. Use the drop-down menus to enter the student's birth date. Click on the arrow in each column and you will be presented with a list of numbers.




NOTE: The date of birth used for logging in must match the date of birth on the CSR (located in the top right corner, under the student's name). If the date of birth is incorrect on the CSR, contact the student's campus.

5. Click the ***Login*** button.



Student Portal Home Page

All Tests Results Tab



Welcome FIRSTNAME LASTNAME | [Sign Out](#)

View Test Results

All Test Results | TAKS | TELPAS

Click the name of any test in the list below to get detailed score information. [Help understanding this page](#) | [Help interpreting the scores](#)

Program #	Grade #	Administration #	Test #
TAKS	06	2008 April TAKS	TAKS Grade 6 English Mathem.
TAKS	06	2008 April TAKS	TAKS Grade 6 English Reading
TELPAS	06	2008 Spring TELPAS	TELPAS Grades 6-7
TAKS	05	2007 April TAKS	TAKS Grade 5 English Mathem.
TAKS	05	2007 April TAKS	TAKS Grade 5 English Science

TAKS Grade 6 English Reading

PRINT

TEST DATE	CAMPUS	SCALE SCORE	MET STANDARD	COMMENDED PERFORMANCE
2008 April TAKS	EXAMPLE EL (000-000-000)	2189 / 2803	Yes	No

Scale Score Comparison

Min	Scale Score	Max
1132	2189	2803
1132	2358	2803
1132	2358	2803
1132	2350	2803

Legend

- You
- Campus Avg
- District Avg
- State Avg

Objective Results

Objective	Items Correct/Tested
1. Basic Understanding	12 / 13
2. Applying Knowledge of Literary Elements	5 / 8
3. Using Strategies to Analyze	6 / 8
4. Applying Critical-Thinking Skills	9 / 13
TOTAL	32 / 42

For more information about the tests, contact your school.

1

View Test Results

All Test Results | **TAKS** | TELPAS

Click the name of any test in the list below to get detailed score information. [Help understanding this page](#) | [Help interpreting the scores](#)

Program	Grade	Administration	Test
TAKS	06	2008 April TAKS	TAKS Grade 6 English Mathem.
TAKS	06	2008 April TAKS	TAKS Grade 6 English Reading
TELPAS	06	2008 Spring TELPAS	TELPAS Grades 6-7
TAKS	05	2007 April TAKS	TAKS Grade 5 English Mathem.
TAKS	05	2007 April TAKS	TAKS Grade 5 English Science

View Test Results. The default view of the Student Portal is the *All Test Results* tab. A list of all the student’s TAKS and TELPAS test results will be shown. Results may also be filtered by using the *TAKS* and *TELPAS* tabs.

Selecting a particular test by clicking on it will populate the detailed test view in the center of the page. The selected test will be highlighted in yellow. The most recent test automatically populates this area upon login.

Click the column titles to sort the data in that column in ascending or descending order. This applies to most columns. An up or down arrow shows whether the data are in ascending (up arrow) or descending (down arrow) order.

Use the scroll bar on the right to view the full list of tests.

Click the *Help understanding this page* link to view this guide. Click the *Help interpreting the scores* link to view the explanation of results for a particular test administration.

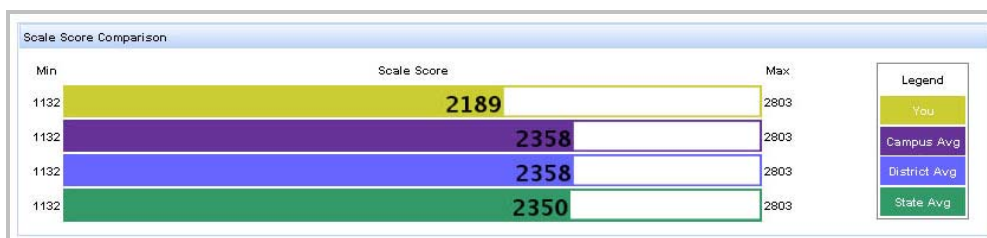
2

TAKS Grade 6 English Reading PRINT

TEST DATE	CAMPUS	SCALE SCORE	MET STANDARD	COMMENDED PERFORMANCE
2008 April TAKS	EXAMPLE EL (000-000-000)	2189 / 2803	Yes	No

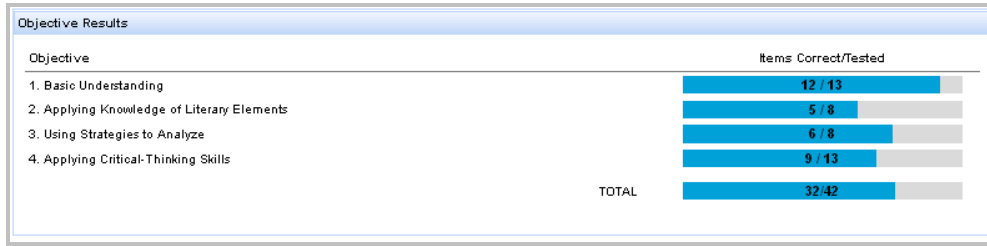
Detailed Test View Header. The detailed test view header lists the test date, campus where the test was taken, scale score, and indicates whether the student met standard and whether the student achieved commended performance. (If a TELPAS examination was the default, different information is provided. See the *TELPAS* tab section of this guide for details.) Users may also print the test results from this area by clicking the *Print* button in the top right corner of the box.

3



Scale Score Comparison. For TAKS results only, the Scale Score Comparison box compares the student’s test result with those of other students on his or her campus, districtwide, and statewide. A more detailed description of the scores in this section and how to interpret them will be covered in the *TAKS* tab section of this guide.

4



Objective Results. For TAKS results only, the Objective Results box lists the educational objectives tested in the selected test. For each objective listed, the graphic shows the total number of items answered correctly compared to the total number of items tested. A more detailed description of the scores in this section and how to interpret them will be covered in the *TAKS* tab section of this guide.

TAKS Tab

View Test Results Welcome FIRSTNAME LASTNAME | [Sign Out](#)

All Test Results | **TAKS** | TELPAS

Click the name of any test in the list below to get detailed score information. [Help understanding this page](#) | [Help interpreting the scores](#)

Test	Administration	Campus	Scale Score	Met Standard	Commended Performance
TAKS Grade 6 English Mathematics	2008 April TAKS	EXAMPLE EL (000-000-000)	2016	No	No
TAKS Grade 6 English Reading	2008 April TAKS	EXAMPLE EL (000-000-000)	2189	Yes	No
TAKS Grade 5 English Mathematics	2007 April TAKS	EXAMPLE EL (000-000-000)	2111	Yes	No

TAKS Grade 6 English Reading PRINT

TEST DATE: 2008 April TAKS | CAMPUS: EXAMPLE EL (000-000-000) | SCALE SCORE: 2189 / 2803 | MET STANDARD: Yes | COMMENDED PERFORMANCE: No

Scale Score Comparison

Min	Scale Score	Max
1132	2189	2803
1132	2358	2803
1132	2358	2803
1132	2350	2803

Objective Results

Objective	Items Correct/Tested
1. Basic Understanding	12 / 13
2. Applying Knowledge of Literary Elements	5 / 8
3. Using Strategies to Analyze	6 / 8
4. Applying Critical-Thinking Skills	9 / 13
TOTAL	32 / 42

For more information about the tests, contact your school.

View Test Results Welcome FIRSTNAME LASTNAME | [Sign Out](#)

All Test Results | **TAKS** | TELPAS

Click the name of any test in the list below to get detailed score information. [Help understanding this page](#) | [Help interpreting the scores](#)

Test	Administration	Campus	Scale Score	Met Standard	Commended Performance
TAKS Grade 6 English Mathematics	2008 April TAKS	EXAMPLE EL (000-000-000)	2016	No	No
TAKS Grade 6 English Reading	2008 April TAKS	EXAMPLE EL (000-000-000)	2189	Yes	No
TAKS Grade 5 English Mathematics	2007 April TAKS	EXAMPLE EL (000-000-000)	2111	Yes	No

View Test Results. Click on the *TAKS* tab. All of the student’s available TAKS test results will be shown in chronological order.

Selecting a particular test by clicking on it will populate the detailed test view in the center of the page. The selected test will be highlighted in yellow. The most recent test automatically populates this area upon login.

Click the column titles to sort the data in that column in ascending or descending order. This applies to most columns. An up or down arrow shows whether the data are in ascending (up arrow) or descending (down arrow) order.

Use the scroll bar on the right to view the full data set.

Click the *Help understanding this page* link to view this guide. Click the *Help interpreting the scores* link to view the explanation of results for a particular test administration.

2

TAKS Grade 6 English Reading					PRINT
TEST DATE	CAMPUS	SCALE SCORE	MET STANDARD	COMMENDED PERFORMANCE	
2008 April TAKS	EXAMPLE EL (000-000-000)	2189 / 2803	Yes	No	

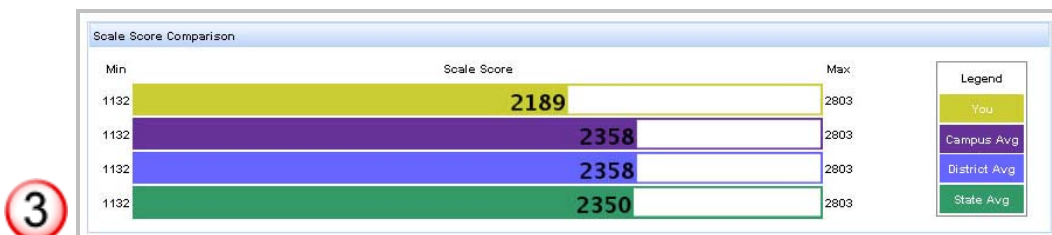
Detailed Test View. The detailed test view header lists the test taken, test date, campus where the test was taken, scale score, and indicates whether the student met the standard and whether the student achieved a commended performance. Users may also print the test results from this area by clicking the *Print* button in the top right corner of the box.

In this example, the student scored 2189 on a scale that has 1132 as the lowest score and 2803 as the highest score. The student's score of 2189 Met Standard but did not achieve Commended Performance. The scale score shows the range of performance possible on each test.

Commended Performance—The student performed at a level that was considerably above the state passing standard. The student showed a thorough understanding of the knowledge and skills tested.

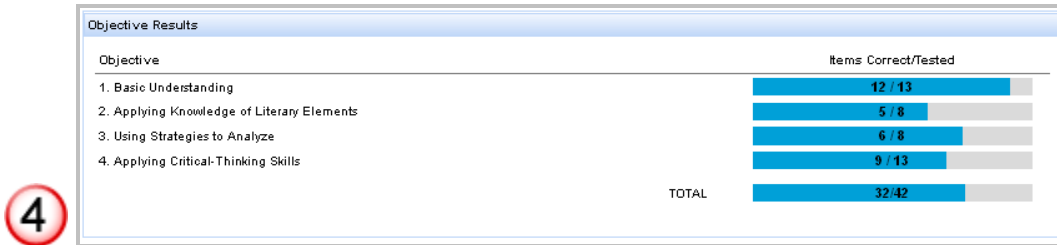
Met Standard—The student performed at a level that was at or somewhat above the state passing standard. The student showed a sufficient understanding of the knowledge and skills tested.

Did Not Meet Standard—The student performed at a level that was below the state passing standard. The student did not show a sufficient understanding of the knowledge and skills tested.



Scale Score Comparison. In the Scale Score Comparison box, the student's scale score (yellow bar) is compared to the Campus (purple bar), District (blue bar) and State (green bar) averages for the same test. In the example above, the student

scored below the campus, district, and state averages. The Scale Score Comparison is not available for exit level retests.



4

Objective Results. The Objective Results box lists the objectives tested in the selected test. A blue bar indicates how many items the student answered correctly for each objective. The gray bar represents the total number of items tested for each objective. In the example above, the student answered 12 of 13 items correctly for the Basic Understanding objective, 5 of 8 items correct for the Applying Knowledge to Literary Elements objective, 6 of 8 for the Using Strategies to Analyze objective, and 9 of 13 for the Applying Critical-Thinking Skills objective, for a total of 32 of 42 items answered correctly.

TELPAS Tab

View Test Results Welcome FIRSTNAME LASTNAME | [Sign Out](#)

All Test Results | TAKS | **TELPAS** ①

Click the name of any test in the list below to get detailed score information. [Help understanding this page](#) | [Help interpreting the scores](#)

Test	Grade	Administration	Campus	Listening	Speaking	Reading	Writing	Composite Rating
TELPAS Grades 6-7	06	2008 Spring TELPAS	EXAMPLE EL (000-000-000)	AH	AH	AH	ADV	AH
TELPAS Grades 4-5	05	2007 Spring TELPAS	EXAMPLE EL (000-000-000)	ADV	ADV	AH	INT	AH
TELPAS Grades 4-5	04	2006 Spring TELPAS	EXAMPLE EL (000-000-000)	INT	INT	ADV	INT	ADV

Legend: ■ BEG ■ INT ■ ADV ■ AH

TELPAS Grades 6-7 PRINT

TEST DATE: 2008 Spring TELPAS GRADE: 06 CAMPUS: EXAMPLE EL (000-000-000)

TELPAS Reading Results

Proficiency Level	Items Correct/Tested
Beginning	11/11
Intermediate	15/16
Advanced	16/18
Advanced High	14/18
Total:	56/63

Reading Scale Score: 770 / 912

Reading Proficiency Rating: Advanced High

TELPAS Proficiency Ratings

Language Area	Proficiency Rating
Listening	Advanced High
Speaking	Advanced High
Reading	Advanced High
Writing	Advanced

Comprehension and Composite Scores

Comprehension Score	4
TELPAS Composite Score	3.9

TELPAS Composite Rating: Advanced High

For more information about the tests, contact your school.

View Test Results

All Test Results | TAKS | **TELPAS** ①

Click the name of any test in the list below to get detailed score information. [Help understanding this page](#) | [Help interpreting the scores](#)

Test	Grade	Administration	Campus	Listening	Speaking	Reading	Writing	Composite Rating
TELPAS Grades 6-7	06	2008 Spring TELPAS	EXAMPLE EL (000-000-000)	AH	AH	AH	ADV	AH
TELPAS Grades 4-5	05	2007 Spring TELPAS	EXAMPLE EL (000-000-000)	ADV	ADV	AH	INT	AH
TELPAS Grades 4-5	04	2006 Spring TELPAS	EXAMPLE EL (000-000-000)	INT	INT	ADV	INT	ADV

Legend: ■ BEG ■ INT ■ ADV ■ AH

View Test Results. Click the *TELPAS* tab. All of the student’s TELPAS assessment results dating back to the 2005–2006 school year will be shown in chronological order.

Selecting a particular test by clicking on it will populate the detailed test view in the center of the page. The selected test will be highlighted in yellow. The most recent test automatically populates this area when this tab is accessed. The test results are summarized, showing the test taken, student’s grade at the time of the test, the test administration, the campus where the test was taken, the student’s English language

proficiency ratings for the listening, speaking, reading, and writing components, and the student's composite rating. The ratings are described in a later section.

Click the column titles to sort the data in that column in ascending or descending order. This applies to most columns. An up or down arrow shows whether the data are in ascending (up arrow) or descending (down arrow) order.

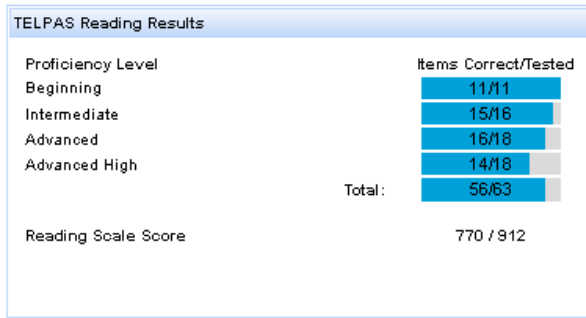
Use the scroll bar on the right to view the full data set.

Click the *Help understanding this page* link to view this guide. Click the *Help interpreting the scores* link to view the explanation of results for a particular test administration.

2

TELPAS Grades 6-7			PRINT
TEST DATE: 2008 Spring TELPAS	GRADE: 06	CAMPUS: EXAMPLE EL (000-000-000)	

Detailed Test View. The detailed test view header lists the test taken, test date, grade student was in when tested, and campus where the test was taken. Users may also print the test results from this area by clicking the *Print* button in the top right corner of the box.



3

Reading Proficiency Rating	Advanced High
----------------------------	---------------

TELPAS Reading Results. The TELPAS Reading Results box provides the student’s reading proficiency level rating and test scores. The number of items answered correctly (blue bars) and the number of items tested (gray bars) for each proficiency level are listed as well as the total number of correct items (bottom blue bar) and the total number of items tested (bottom gray bar). For grades K–1, reading is a holistically rated component; this area will be blank, but a reading proficiency rating will be given.

In the example above, the student answered 11 of 11 Beginning questions correct, 15 of 16 Intermediate questions correct, 16 of 18 Advanced questions correct, and 14 of 18 Advanced High questions correct, for a total of 56 of 63 questions correct. The student’s reading scale score was 770 on a scale that goes up to 927. The student’s reading proficiency rating was Advanced High.

The *scale score* is a statistic used to show a student’s overall performance on the test. This score is related to the total number of questions the student answered correctly. The scale score can be used to identify how high or low a student performed within a specific proficiency level.

Language Area	Proficiency Rating
Listening	Advanced High
Speaking	Advanced High
Reading	Advanced High
Writing	Advanced

4

TELPAS Proficiency Ratings. This section of the test results lists the proficiency level ratings for listening, speaking, reading, and writing. The reading proficiency rating for grades 2–12 comes from the multiple-choice reading test. The other language proficiency ratings come from performance-based classroom assignments and observations.

The proficiency rating indicates whether students demonstrate performance at the beginning, intermediate, advanced, or advanced high level of English language proficiency. In the example above, the student was rated as Advanced High for listening, speaking, and reading, and Advanced for writing.

Comprehension and Composite Scores	
Comprehension Score	4
TELPAS Composite Score	3.9
TELPAS Composite Rating	Advanced High

5

Comprehension and Composite Scores. The comprehension score takes students' listening and reading performance into account to provide information about how well they understand the English they hear and read. The composite score and composite rating describe students' overall level of English language proficiency taking all four language domains into account.

The comprehension and composite scores range from 1 to 4. To determine these scores, the proficiency level rating for each language domain is converted to a number from 1 (Beginning) to 4 (Advanced High). The average of the listening and speaking scores is the comprehension score. Students' reading proficiency rating counts most in the composite score and rating.

Blue bars represent the student's score. Gray bars represent the range of possible scores from 1 to 4.

The definitions below describe the TELPAS English language proficiency levels in a way that takes all four language domains into account. These definitions are provided to help students and parents understand the overall abilities associated with TELPAS composite ratings.

Beginning—Students who receive this rating are in the early stages of learning English. These students have a small vocabulary of very common words and little ability to use English in academic settings. These students often communicate using English they have memorized.

Intermediate—Students who receive this rating are able to use common, basic English in routine academic activities but need considerable English-language support to make learning understandable. Socially, these students are able to communicate simply about familiar topics and are generally able to understand conversations but may not comprehend all the details.

Advanced—Students who receive this rating are able to understand and use academic English in classroom activities when given some English-language support. In social situations, these students can understand most of what they hear but have some difficulty with unfamiliar grammar and vocabulary.

Advanced High—Students who receive this rating are able to use academic English in classroom activities with little English-language support from others, even when learning about unfamiliar material. Students at this level have a large enough vocabulary in English to communicate clearly and fluently in most situations.